

Get Started with the App

The app allows you to easily manage your home or small business Wi-Fi network within minutes. Download the app and take control of your Wi-Fi network today!

- 1 Download the app. You can search either the Apple App Store or Google Play Store for 'CommandIQ®', then install it on your mobile device.



Download on the
App Store



GET IT ON
Google Play

9:41

Welcome to
CommandIQ

Log In
Everything you need to secure and control your home network and connected devices.

Email
tanyawilliams@email.com

Password
.....

Location
USA

Log In

[Forgot Password](#)

Don't have an account? [Sign Up](#)

- 2 Select "SIGN UP" towards the bottom of the screen.

Welcome to
CommandIQ

Sign Up

First Name
Tanya

Last Name
Williams

Email
tanyawilliams@email.com

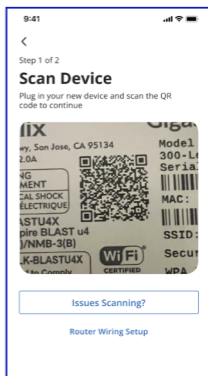
Password
.....

Location
USA

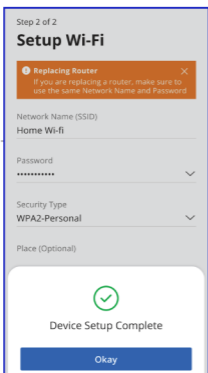
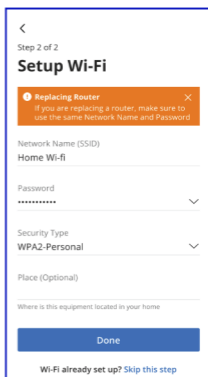
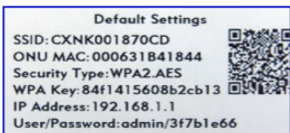
I accept the [terms & conditions](#) & [privacy policy](#)

- 3 Enter your personal information. The password you enter here will be used to access the app.

4 Select "Yes" to continue.



5 Tap the QR code that appears within the app. (You will be asked to allow access your camera.) Point your camera at the QR Code found on the bottom or on the side of your router (example shown below). Select OK.



6 Tap the "Click here to skip" text since your Wi-Fi is already

Click Submit and you're done!

Need help?

Contact Us:

www.wccta.com
(515) 352-3151



Webster-Calhoun
Cooperative Telephone Association