



Webster-Calhoun


Cooperative Telephone Association

**Thank you for choosing
Managed Wi-Fi with
Webster-Calhoun!**



INSTALLING YOUR NEW ROUTER

1. Connect the power cord to the router and the electrical outlet closest to the wired internet supplying cable in your home.


2. Plug the internet supplying cable into the 2.5G  port, located directly above the power connection on your router.

a. Green Light on the Front


Allow the router to power up and finalize the set up. This can take up to 3-4 minutes.

b. No Green Light on the Front

Trace the cable and make sure you are plugging in the right cable to supply the signal.



DO NOT push **Reset** under any circumstances. This will completely wipe the router and return it to factory settings. This could result in a service call.



Network Name: _____

Password: _____

CONTACT US

WCCTA | M-F | 8:00am-4:30pm: (515) 352-3151
Internet Tech Support | After Hours: (515) 352-7000

CONNECTING YOUR DEVICES

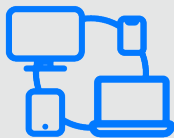
Apple iOS Devices

1. Go to Settings (may be a list or icon).
2. Select Wi-Fi (search for your named network).
3. Select the network and type in your password.



Android and other devices

1. Go to Settings (may be a list or icon).
2. Select Connections or Network (search for your named network).
3. Select Wi-Fi.
4. Select the network and type in your password.



Your Devices Should Be Connected!

TROUBLESHOOTING THE ROUTER

Here are a few tips to help you connect to your network.

Reboot the Router: remove the power supply from the outlet for about 30 seconds, allow the color green to appear on the front of the router.

Bypass the Router: if you have a laptop or gaming system you can use the internet supplying cable and make a “hard wired” connection to these devices.

Other Variables to Consider:

Is this affecting all devices or just one?

How old is the device?

Have you attempted a speed test on the device and on other devices?



COMMAND IQ WI-FI APP

The Ultimate Wi-Fi experience is here!

Manage devices connected to your network, run speed tests, and MORE!

Scan one of the corresponding QR codes or search your App Store to find the free Command IQ mobile app.



iOS App:



Google Play Store App:



CONTACT US

WCCTA | M-F | 8:00am-4:30pm: (515) 352-3151
Internet Tech Support | After Hours: (515) 352-7000